

Ripples

Newsletter of the
GUADALUPE
WATERCOLOR
GROUP

November 2023

Next Meeting

November 14 , 2023

Meetings are held on
the 2nd Tuesday of September,
November, January, March,
and May at 1:00 pm in the
KACC basement

Guadalupe Watercolor Group
c/o K.A.C.C.
228 Earl Garrett St
Kerrville TX 78028
www.guadalupewatercolorgroup.com

2024 SHOW COMMITTEE needs volunteers

PRESIDENT

Marsha Pape
mpape101@gmail.com

SECRETARY

Marsha Pape
mpape101@gmail.com

MEMBERSHIP/TREASURER

Debby Jascur
jmjdaj@gmail.com

NEWSLETTER

Karin Shaw
karinkrafts@outlook.com

VIP VOLUNTEERS

Website - Mary Ann Moss
Public Relations - Karin Shaw
Hospitality - Jeanne Heise

A Word from the President ...

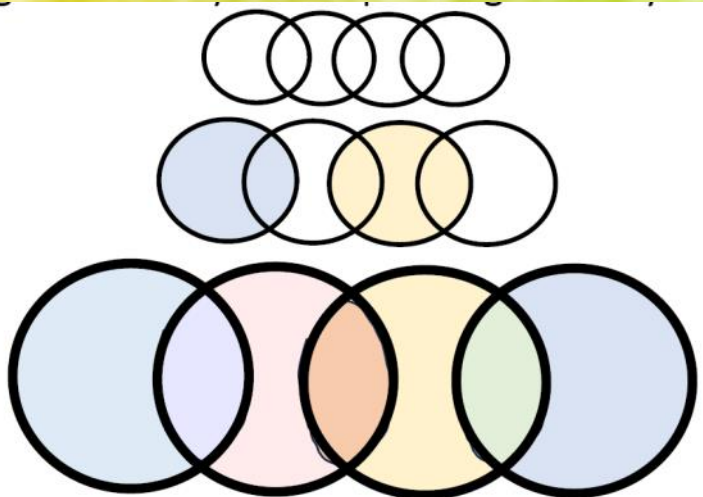
It is so nice to feel the cool temperatures of fall once again after our scorching hot summer. I hope that these temps inspire you to put some paint on your brush and to put your brush on some paper. Maybe you took up Barbara Rallo's suggestion to sketch in a journal or maybe you found some inspiration online. Whether or not you have been painting, come join us at our next meeting for another inspiring demo.

Marsha Pape

**GWG Meetings are free and open to the public.
No charge to visitors.**

Let's Be Transparent

Overlapping objects can be used to suggest depth and transparency. Using a small 1 1/2" to 2" lid, trace four overlapping circles. Start by painting the 1st circle a pale light blue and the 3rd circle a pale light yellow. Allow them to dry completely. Next, paint the 2nd circle a pale light red and the 4th circle a pale light blue. Notice how the overlapping portions made a secondary color which causes the circles to appear transparent. Now apply this concept to any subject of your choice. Draw your three or more overlapping objects. Paint them alternately, allowing them to dry before painting over any of the overlapping areas.



MEMBERSHIP

Membership

\$30 Membership for GWG for the year runs from September 1st to August 31st.

How to pay:

Option #1, you can pay, cash or check, at the next meeting, or

Option#2, you can mail your check to

Debby Jascur
1921 Summit Ridge Drive
Kerrville TX 78028

All checks are to be **made out to GWG.**

Reminder, you must be a member to enter the show next April.

See you at the next meeting!

Debby

Important Message from the GWG Board

- As of January 1, 2023 newsletters will only go to paid members. If you are not a paid member yet, you will be able to view the newsletters on our Website:

www.guadalupewatercolorgroup.com

- **Membership dues for September 2023 through August 2024 can be sent by mail and of course, be paid at any of the regular meetings.**
- A membership list is sent out to all **paid members**. The list includes name, email and phone number. It is not on the Website.

Remember to renew your membership!

What Your Dues to GWG Pay For

Dues for the upcoming year are **\$30** and will be collected at every meeting, such as the upcoming September 12th meeting. Or you can send a check to Debby Jascur, 1921 Summit Ridge Drive, Kerrville 78038. All checks should be made out to **GWG.**

You might wonder what the dues pay for; here is a list of some of our expenses: renting the meeting room, renting the gallery for our show, \$2 per member affiliation fee to KACC, artist demonstration at each meeting, various expenses associated with our Spring show, and so on.

As a member you have access to all meetings and demos, have first dibs on workshops, can submit your work for the show at a discount and have access to the membership list

I am looking forward to seeing you all this coming year. If you have any questions please feel free to email me at jmjdaj@gmail.com or jmjanddaj@twc.com

Thank you! Debby

CLUB NEWS

GUADALUPE

WATERCOLOR

GROUP

In the works ...

Don't miss future meetings:

- **January 9, 2024** - meeting, demo by Carla Gauthier
- **March 12, 2024** - meeting, demo by Susie Short
- **May 14, 2024** - meeting, demo by Al Kline

Workshop Opportunity Full — **Waiting List Only**

January 12/13, 2024 (Friday/Saturday)

9:30-3:30— Carla Gauthier

Carla Gauthier "Get Your Glow On" Workshop- getting a sense of light coming from your painting - sunlight, moonlight, firelight etc., building up warmth, getting values correct, keeping white paper for the light - getting the feeling of light. We will be doing a group project and then applying what we learn on individual work.

\$100 deposit for the **Jan 12-13 Carla Gauthier "Get Your Glow On" Workshop** is due at the **November 14th** meeting. It will be **non refundable** unless a replacement can be found from the waiting list to take your place. If unable to attend the November meeting, you can send your deposit to **Debby Jascur** at 1921 Summit Ridge Drive, Kerrville 78028. All checks should be made **payable to GWG**. The remainder will be due at the time of the workshop.

Please let Debby Jascur know if you would like to get on the waiting list.

!!! \$100 DEPOSIT DUE AT THE NOVEMBER MEETING !!!

2024 Spring Judged Show and Sale

**Get ready for the 2024 Spring Judged Show and Sale
at the Kerr Arts and Cultural Center in Kerrville**

Show Dates: April 11 – May 11, 2024

GUADALUPE

WATERCOLOR

GROUP

ENTRY TAKE IN:

Tuesday, April 9, 2024

AWARDS RECEPTION:

Saturday, April 20, 2024

ENTRY PICK UP:

Monday, May 13, 2023

For information on submission requirements

visit the GWG Website at

<https://www.guadalupewatercolorgroup.com/exhibits.html>

**We need more volunteers for the 2024 Art Show
for Take-In, Hanging and Pick-Up**

**Please contact Doris Tyler:
jdoris460@gmail.com,
call or text her 713-299-2326**

Thank you to those who have so far volunteered to help out on the different committees for our 2024 Art Show: Doris Tyler, Debby Jascur, Jeanne Heise, Janet Reinwald, Karin Shaw, Cheryl Grundy, Doreen Shann, Jeff Jackson, Jo Anne Spencer, Donald Savoie, Susan Vogel, Caroline Dechert, Debby Gibson and Denise Van Dyke .

Guest Speaker & Demo

GWG Demo / November 14, 2023

KANDI STIMSON



People often ask me when I got my start in art. The quick answer is nine years ago when I first picked up a watercolor brush. But when I reflect back on my life, I go back to kindergarten where I can still recall the creaminess of finger paint as I smeared it across a large sheet of slick paper. I don't know what happened to that abstract masterpiece, but I do have a painting I did in third grade of a deer in a meadow. I can even remember how it delighted my teacher Mrs. Barnett.


As an animal lover, I spent most of my childhood drawing horses and dogs. And in high school, I carved a linoleum block of an Old English Sheepdog for an assignment in a creative arts class. I even took a drawing class in college. I spent my young-adult years working with ceramics, stained-glass and needle arts.

But it was my first watercolor class nine years ago that opened my eyes to the beauty around me and started me on a relentless pursuit of this wild medium. I am still mesmerized by its fluid movement, transparency and endless range of colors.

Along with weekly group classes, I also sought out a variety of learning resources from instructional books to hundreds of hours watching YouTube tutorials. A few years ago, I invested in weekly coaching with professional art masters. It was like drinking from Niagara Falls, but taught me how to really see and critique my work. I wouldn't be at this place in my artistic journey if it weren't for the influence of so many genuine artists.

At the November meeting, Kandi will demonstrate how to frame watercolor without glass.

Bonus material, if time allows: striving for differences in your paintings.



GUADALUPE
WATERCOLOR
GROUP

Please join us for this delightful demo at the GWG November 14 meeting in the basement of the KACC starting at 1pm.

Please contact Jeanne Heise if you are able to contribute a snack for the November meeting:

jeanneheise@aol.com

Volunteers Needed

Become a GWG Docent for KACC

GWG is very fortunate to have a home at the KACC where we can hold meetings and display our art. In return, GWG provides helpers for the front desk on the second, fourth and fifth Wednesday's of the month. The job is mostly welcoming visitors to KACC and processing sales with the help of the KACC staff.

Consider volunteering for the KACC. For more information and to sign up please contact:


Caroline Dechert
210-241-9198
caroline.dechert@gmail.com

We are so fortunate to have this wonderful venue to meet and show our work. We need to do our part to keep it going. Thank you!

Many hands make light work ~ please consider volunteering!



Show Off Your Paintings



The GWG website has a GALLERY Page; did you know that? We would like to have one piece of your artwork to add.

Visit the page, take a minute to see how it works, and send a photo of your favorite to me at: matitx@gmail.com

and



let GWG know what you have been doing? Please share photos of paintings you have done recently or years ago. Are you exhibiting somewhere? Taking a class or selling at a market? Send photos and any details of exhibits, awards, markets/retail locations and titles of work to Tammy to add to our public Facebook page. Contact Tammy Midkiff at tammy@tex-made.com, text or message 210-884-0625.

In Case You Missed Our Last Meeting

GWG Demo / September 12, 2023


BARBARA RALLO



Barbara Barnhart Rallo

September 12, 2023 GWG Sketching Demo

barbarapaints27@gmail.com / 325-656-2500



Barbara Rallo lives in San Angelo, TX. She discovered her love for watercolor while taking a class in college. She is the cofounder of EnPlainAir Texas ([Welcome! :: En Plain Air \(enplainairtexas.com\)](http://www.enplainairtexas.com)). She is also part of a small group that she paints with every 3rd Monday. She said that her mentor is artist Maggie Hoybach (www.margarethoybach.com) from Summerville, South Carolina. They have been traveling to France together to sketch and paint for 25 years. Barbara said that the idea about sketching is that it is such a glorious thing that you can do anywhere, anytime, but you need to do it a lot! Barbara said that her goal is not to teach seriously, but to inspire people to sketch and have fun doing it. Do not take it seriously. Remind yourself each time you goof that it's just practice and you are getting better.



Barbara's Sketching Mantra is "when you see something fantastic that you want to paint, a photo will not do. It cannot get the soul of what you see. Take 5 seconds or 5 minutes and open your sketchbook and put that moment in your sketchbook. It takes that moment to your heart and soul." While at a conference she heard pastel artist Jill Stephanie Wagner say that you should write a love note to yourself about what it was that made you want to paint your subject. Barbara often does that on the page opposite of her sketch. She has memories in her sketchbooks and trip journals. When she goes to France, she takes both old and new sketchbooks with her. To her, those sketchbooks are priceless. The sketch is just the emotion you felt while you were there.

When sketching, she likes to play with composition. She might zoom in on a small part. You can learn about something new looking at those sketches. They will take you right back to that day. Barbara said you need to plan and find a focal point. Decide if it will be square, horizontal, or vertical. Engage your brain and mark your sketchbook page in thirds. It will be easier to enlarge your thumbnail by seeing where the thirds hit on items in your thumbnail. She likes to play with creativity. When you're disappointed with what you are doing change what you are doing and do something different. She said that when you are outside sketching you will never know what is about to happen. She once had a little girl come up to watch her paint. She let the child take a brush and put some yellow in the painting.



In Case You Missed Our Last Meeting

watercolor brush, a #3 liner, water container and a small light weight palette when she goes out. She started out using Windsor Newton paints but now also thinks that Daniel Smith and Holbein paints are pretty fabulous. She mentioned specifically Daniel Smith's Putty, Holbein's Lavendar. She made mixtures of Windsor Newton SAP Green with Ultramarine Blue and Undersea Green with Ultramarine Blue. She uses mostly transparent colors. If you use transparent colors, you can add layer upon layer and not get mud. She is not into staining or opaque paints. They don't soften and lift like transparent paints.



Barbara makes a border on the page for her sketch. She puts her wrist on the edge of the page to help her make a straight line. She likes to play with the colors. She reminded us that it's a little sketch and not a finished product. She said several times "it is what it is" as she just went with it. She said even if it is done crudely, your brain tells you what it is. She likes to have a glow of light, leaving some white space and having shadows. She doesn't feel like you need to outline every single step. She brings color and emotion into her sketches, with thicker colors adding a little more life. If she's using ink she works from front to back.



Barbara keeps a collection of sketches that tell a story - gathered from Pinterest and friends. She challenged us to be creative and paint outdoors or in some public place. Her group has painted in a variety of places on location. They have gone outside, in a Gallery, in a Boot Factory, in a Nursery, and in an Antique Shop, just to name a few. They have painted crystal, something white, or just something that moved them. Sketching allows her eye to see things and helps her drawing and her composition to improve. She said to just do it! Barbara's notes are attached.



The notes that Barbara gave us at the meeting will be included after the demo notes.

In Case You Missed Our Last Meeting

SKETCHING DEMO - Guadalupe Watercolor Group

REASONS TO SKETCH: (and/or add color washes!)

- ~ Improve your overall drawing skills
- ~ Improve composition of paintings
- ~ Trip Journal
- ~ Themed Focus on a particular item you'd like to draw better:
Flowers, animals, tree shapes, perspective, rocks, etc.
- ~ Play with color mixing - which colors are opaque, transparent?
- ~ Try out a new idea or theme - play with creativity
- ~ Personalize note cards, or a family memory book
- ~ Record your progress in a certain area, date your sketches
- ~ Value studies or quick study for a larger painting later.
- ~ Simply a way to meet people who walk up while you sketch!
- ~ Your sketchbook is personal & doesn't have to be shared! It is a learning tool for you to show personal progress, bring back vivid memories, be used later to produce studio paintings.

HOW TO START!

- ~ Determine why you have chosen this to paint and what is important. Stop & Engage for a moment.

Write yourself a note of why you must paint this! Right there on the opposite page or back side.

~ WHITE PAPER!! Where to begin??

- Play with composition in small thumbnails on opposite page
- Maybe a closeup is your best idea, not the whole world you are looking at - even when using a photo!
- Start with the easiest, largest shapes & values.
- Also measure top to bottom and relationship of those items
- Compare angles & sizes of where this meets that.
- Begin with items in FRONT if using a pen.

TIPS

- ~ Mark your thumbnails in thirds, then mark your sketchbook page in thirds to help you proportion it from the thumbnail.
- ~ That will also help you place your center of interest!
- ~ Leave some white spaces, especially around edges.
- ~ Draw a border before or after you are finished.
- ~ Don't draw EVERYTHING - leave out details
- ~ Don't outline the whole object or every brick either!!
- ~ Play with color to spice it up - just splash a surprise of your favorite color somewhere for no reason except to bring a smile.
- ~ Feel free to exaggerate a bit to enhance or convey a feeling.

HOMEWORK!

- ~ List areas you'd like to improve in: mine are rocks, figures, negative painting, value-painting, dogs, birds, etc.
- ~ purchase one of these sketchbooks or start with one you've had on a shelf for years - and sketch once a day. In ink perhaps!
- ~ Real life is best but you can learn from photos as well.
- ~ Try quick gesture drawing of all the shapes before you go back and put in detail. Will be better in proportion.
- Try the same scene in vertical, horizontal, square.

SUPPLIES:

- ~ Sketchbooks are a very personal choice. I like these:
- ~ Strathmore Visual Journal, 90lb. Watercolor or Mixed media
- ~ Strathmore Watercolor 400 Series or Canson Montval
- ~ Make your own out of your favorite watercolor paper
- ~ Pens: Faber-Castell PITT or Micron, or Ultra-fine Sharpie
- ~ Plastic palette, travel kit, small plastic cup
- ~ Brushes - #8 round & #3 liner are almost all you need!

Barbara Rallo - barbarapaints27@gmail.com

Other News



Nov. 10-12, 2023

Artist Reception
Friday - 5pm-8pm

Saturday - 10am-4pm
Sunday - 11am-4pm

All original Art by DK Artists

Die Künstler von Fredericksburg

ART SHOW AND SALE

at Historic St. Joseph's Halle • 212 W. San Antonio St., Fredericksburg, TX

OIL • PASTEL • CHARCOAL • WATERCOLOR • ACRYLIC • PENCIL • INK

www.dkfredericksburg.org • facebook.com/dkfredericksburg

Support Those Who Support Us

GWG BUSINESS SPONSORS

Artists Network	www.artistnetwork.com
Blick Art Materials	www.dickblick.com
Camp Verde Store and Restaurant	www.campverdegeneralstore.com
Donald Savoie Fine Art	www.savoieartist.com
Dr. Chapman Town & Country Animal Hospital	www.tcah.vet
Golden Artist Color, Inc -QoR Watercolors	www.goldenpaints.com
HEB	www.heb.com
KarinKrafts	www.karinkrafts.weebly.com
River Oaks Framing, Inc	www.riveroaksframing.com
Tex-Made, LLC	www.tex-made.com

MEMBERS AND INDIVIDUAL DONORS

Dan Burt	Joyce Owen	Janice Christofferson
Geraldine Dickerson	Dr. Roger & Susan Gibson	Jeanne Heise
Marsha Pape	Lynn Thebeau	Doris Tyler

Thanks to **Fredericksburg's KNAF 910 AM Radio Station** [KNAF 910 AM - Fredericksburg, TX - Listen Live \(radiostationusa.fm\)](http://KNAF910AM-Fredericksburg.TX-ListenLive.radiostationusa.fm) and the local newspapers **Kerrville Daily Times** dailytimes.com | **Serving the Texas Hill Country since 1910** & **Fredericksburg Standard-Radio Post** [Home - Fredericksburg Standard](http://Home-FredericksburgStandard) for running an announcement of our meetings in the paper free of charge.

For the latest GWG information about our club, shows, meetings
and more, check out our
GWG Facebook page



[https://www.facebook.com/
Guadalupewatercolorgroup](https://www.facebook.com/Guadalupewatercolorgroup)

or our web site (thanks to Mary Ann Moss)
www.guadalupewatercolorgroup.com