

Ripples

Newsletter of the Guadalupe Watercolor Group
June 2020

President

Jeanne Heise
jeanneheise@aol.com

Show Chairperson

Tammy Midkiff
tammy@tex-made.com

Secretary

Marsha Pape
mpape101@gmail.com

Treasurer

Debby Jascur

Communications

Janet Reinwald
janetreinwaldart@gmail.com

Graphic Design and IT

Megan Bean

VIP Volunteers

Website - Mary Ann Moss
Refreshments - Jean Hayes
Public Relations - Doris Tyler

Next Meeting

September 8

Meetings are held on the 2nd Tuesday of September, November, January, March, and May at 1:00 pm in the KACC Basement

c/o K.A.C.C.
228 Earl Garrett Street
Kerrville, Texas 78028

 Guadalupe Watercolor Group

President's Message

I want to extend a big virtual hug to all of my GWG friends who have been out there trying to maintain some kind of "normal" life for the past few months! It has been a challenge to keep our artistic juices flowing with all of the negative news stories and the social restrictions we have had to live under. I was so inspired by all of your personal stories and photos of your "Isolation" paintings! Maybe we should have a show dedicated to the theme "What I painted during Covid 19"? WAS-H in Houston had a monthly show with that theme. It was interesting to see what the various artists did.

Our May meeting did not happen due to the closing of KACC, so we were left in Limbo without being able to celebrate our show winners or elect officers for next year. I hope we can resume our schedule in September and pick up where we left off. However, at this time nothing is certain regarding holding meetings with large groups, so we will just have to play it by ear. As the time gets closer we will send out a notice, and maybe another newsletter to keep you informed. Meanwhile, keep on painting, and do send us more of your little news items so we can share with each other. Hope to see your smiling faces again soon!

Jeanne

Remembering Phyllis Fleming

We were incredibly saddened to hear about the passing of GWG member Phyllis Jean Fleming. She was a bright smile, talented artist, and will be missed at GWG meetings and shows. We pass along our condolences to her family and friends.



Note From the GWG Show Chair

Hello Artists,

I hope this find you and your family well and happy.

The COVID-19 forced the closing of our Guadalupe Watercolor Group Annual Show two weeks early. Wow! What a show it was. Thank you for all that participated. The talent of this group amazes me. Many visitors of the show commented on the skill, quality and diversity of the paintings. Congratulations to all the winners!

I would like to acknowledge the Show Committee members and give them a big THANK YOU! The show would not be the success that it is without them and all of our volunteers. Committee Members: Marsha Reeves, Janet Reinwald, Megan Bean, Debby Jascur, Marsha Pape, Jean Hayes and my two advisors, Doris Tyler and Jeanne Heise.

Volunteers, you step up every year for our marathon show set up and show take down. You are the backbone of the show. We could not do it without you. THANK YOU!

Many thanks to the Kerr Arts & Cultural Center (KACC) for providing Guadalupe Watercolor Group a beautiful location to exhibit our show, hold meetings and classes. Your knowledge, guidance and friendship is greatly appreciated by us all.

Since we are not having our May meeting the "People's Choice Award" will be announce at our next meeting. Participating Artists, if you have not picked up your show catalog, they will be at the next meeting.

As our state starts opening back up and you return to wandering about, please remember to visit and support the local businesses and national art companies that support us and our show.

Did self isolation have you painting up a storm? Please share what you have been doing with the GWG Facebook. Email me a photo of what you have been painting. Please don't forget to provide your name and title. tammy@tex-made.com

Thank you GWG! Stay safe
Tammy Midkiff
GWG Show Chair

2020 Award Winners



President's Award

No Hooks Just Kisses

Juan Leal

Award donated by
Jeanne Heise



Critter Award

You Have to Stop and Smell the Flowers

Linda Laura

Award donated by
[Town and Country Animal Hospital](#)



Glitch Award

Now That's a Stick

Doris Tyler

Award donated by
Roger and Sue Gibson



John D Fluegel Memorial Award

HR Ranch Bonner Bluff

Martha Bean

Award donated by
Connie Fluegal



Robert E Tyler Memorial Award

Flow Blue

Jo Anne Spencer

Award donated by
Doris Tyler



**Mr. & Mrs. John Owen
Memorial Award**

Entwined

Lynn Lindley

Award donated by
Doris Tyler and Joyce Owen



Point Theatre Award

Bonner Bluff

Martha Bean

Award donated by
[Point Theatre](#)
1 Year Season Ticket

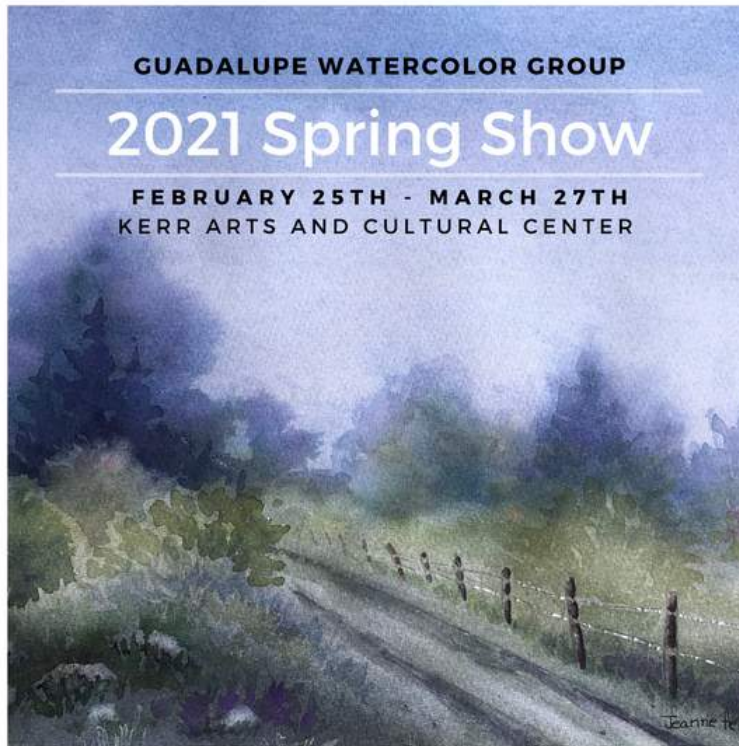


Jack Richardson & Company

Sun Flowers

Jo Anne Spencer

Award donated by
[Jack Richardson & Company](#)
Merchandise certificate



GWG Donates Funds to KACC

This spring GWG made two donations to the Kerr Arts and Cultural Center. One donation was to support the much needed repairs to the HVAC system for the building. The other donation was to support the center during the pandemic. KACC was closed for part of March, April, and part of June and as such has lost a lot of important foot traffic and sales. GWG was happy to support our local arts partner and we look forward to our continued partnership.

June 17, 2020

To the wonderful members of GWG:
 Thank you! Thank you so much for your donation of \$1000 to the Kerr Arts + Cultural Center.
 The recent shut down & decreased traffic into KACC (due to the virus) has created some uncertainty for our art center. Your generous gift was very welcome and appreciated.
 Thank you so much for your support of KACC.
-Lanza

Thank You

TO EVERYONE WHO DONATED IN NAME OR ANONYMOUSLY
 IN AN EFFORT TO HELP US KEEP THE ARTS COOL AT KACC!

The Hal and Charlie Peterson Foundation
 Beverly Avery
 S. J. & Jim Derby
 Bill & Mary Lee Tennant

Cathy Barkley Gary LaTour Linda & Robert Behan Monika Lovelace Allen Dan Burt Anne Mayhew Thomas Canfield Mimi McMillen C. J Colvert Esthermae Rooke Virginia Dewolf & Michael Smith Donna Schloss Susan Eklund Jennifer & Ronald Sheppard Larry & Becky Freeman Celeste Hammon & Larry Smithers Guadalupe Watercolor Group Susan Tracy Pettigrew & Antoinette Hamilton	Denise Taylor Marge Hasley Lanza Teague Ida Lee & Louis Hurvitz Jean Tritenbach Bill & Linda Hussey Paul Urban David & Mary Elaine Jones Mindy Wendele Paula Karl Erika & Ed Williams Ken Stoepel Ford Inc. John & Sandy Wolfmueller Paula Kimpel Christine Woods Jane Kutach AJ Zirkel Laura & Wm. Laing Mary Zirkel
---	---

WE APPRECIATE YOU ALL!!

Kerr Arts and Cultural Center
 228 Earl Garrett St. - Downtown Kerrville

CLUB NEWS

Juan Leal in Southern Watercolor Society Exhibit



Congratulations to Juan Leal! His painting, **Rock n T for Tarantula**, was selected to exhibit in the [Southern Watercolor Society 2020 Exhibit](#) and won the Dr. PH Martin Award. Well done and very cool composition!

Women in Watercolor

There is a new watercolor competition and exhibit to put on your calendar. Several well know artists put together the Women In Watercolor 1st Annual Juried Competition this spring. There were almost 1,200 entries this year and winners will be announced July 1st. womeninwatercolor.com

Caroline Dechert's Jalapeno Popper Spread

Bake 25 -30 minutes 400 degrees until browned on top

1 pkg (8 oz) cream cheese softened

1 /2 cup Mayo

½ cup Monterey Jack cheese (pepper jack for spicier)

½ cup cheddar

¼ to ½ cup canned diced jalapeno peppers

5 to 10 slices of bacon, cooked and crumbled (I use HEB precooked and microwaved)

Blend first 5 ingredients, then spread in ungreased 9 "glass pie pan.

Topping choices: Crumbled bacon or top with Parmesan cheese & bread crumbs. Bake at 400 degrees for 25 - 30 minutes until lightly

browned. Serve with tortilla chips or strips of red and green peppers.

Can be doubled for larger serving. Can be microwaved if time is a problem.

Don't forget to visit the Texas Watercolor Society exhibit at the Hill Country Arts Foundation in Ingram. The exhibit runs through June 27th.

[TWS 2020 Exhibit](#)

Membership Fees Are Due In September



Your membership was paid for this year through our May meeting. Dues for September 2020 through May 2021 will be collected at the September meeting. Checks should be made out to GWG, and cash is always accepted. Dues is \$25.00. Please do not pay at the May meeting. If you want to mail next years dues, please wait until August to do so. My address is 1921 Summit Ridge Drive, Kerrville 78028. Thank you! Debby Jascur

Membership Roster Update

Please stop by and see Debby at the next meeting or make sure to email her your contact information. We are updating the membership roster and contact information.

GWG Pandemic Paintings

GWG members sent in paintings they have been working on and pandemic musings. Enjoy!



Marsha Reeves Facebook Page: River Jordan Tutorial

I am sloooooowly getting back to painting. Because I feel like an absolute beginner after such a long hiatus, I thought I would do a beginner-friendly art tutorial on my facebook art page, demonstrating different ways to draw and paint from a photograph. I selected an image of the River Jordan, provided by my friend, Beverly Shelton. because I started the project during Lent, and I liked the symbolism of hope. In order to follow along, all someone has to do is "like" my facebook art page, "Marsha Reeves Paints". As time allows, I am also posting these on the blog that is a part of my website, for handy chronological reference.

Sharon Pilie

I'm painting watercolor cards —for birthdays. Will be mailing one to 14 year old grand daughter of a beach scene, ocean and birds in the air. My purple iris is blooming and now working on that watercolor iris card - the purples and violets so pretty. Also have many red, pink and orange poppies in a vase to paint. Color every where even without the sun shining today! Side yard and front full of blooms!



Connie Fluegel


I painted this 9x12 which for me is "big". Ha ha. Hope everyone is doing well. I miss our GWG meetings and card painting sessions.

Anita Rollo

I provided this link to information to a post about varnishing watercolor paintings <https://matthewbird.com/blog>

Doris Tyler

I have been reading, cleaning my studio storage (you wouldn't believe all the stuff I found that I forgot I had), working in my courtyard garden, helping Kristen in her enormous veggie garden as well as her vitrograph (melting scrap glass into thin strings). I was inspired by Rick Dentinger's workshop and have been working on 2 paintings that I would never have even tried. We'll see how they turn out. I've made way too many desserts and have gained a few too many pounds. Tootsie and I still deliver the paper to our neighbors on sunny days. We also take walks up the hill (not too far because Tootsie and I get tired).



Annette Bennett

I have taken some of my old paintings and reworked them with sealing according to robins class. I have found that tearing them after they are painted works fine if I want to make them a different smaller dimension. Then I have sprayed them and mounted them according to her procedure. I have found that if your canvas is 8/10. You need your painting to be 7/9.

I also found some black canvas at hobby lobby to mount them on which works great. Then you don't have to paint the canvas. When applying them to the canvas I have used a bit more water so I can slide the paper around and get it really centered on the canvas. I love the final look and it gives new life to my recycled paintings that I had in a frame behind glass. It's scary the first time you do it but gets really good results and definitely looks more sale-able. Really enhances the watercolor. Here is an afterwards picture of the painting on the canvas – unframed and sealed. I don't have the right size frame to place it in, so just hung on the wall.. I took this picture from an angle so you could see the canvas. I had two that I had done this to and had popped into the floating frames – but they are at the gallery.



Helen Green

I've been thinking how to best "deliver" my bird nest lesson. I'm just going to post it on [Helen Faythe Green Facebook page](#) and anyone can view it. I'm babysitting my one year old grand daughter now that the daycares are closed. Not much time to paint.

Maybe I'll try doing a demo on Instagram soon. Hope all is well with you.

GWG Pandemic Paintings



Glenna Hartman

I made a graduation card and some jewelry for a young lady graduating from SWTS. The jewelry is maroon and gold but it's hard to see that on the picture.



Megan Bean

It's been difficult to find time to paint the last couple of months, but I did do this study of the Frio River. I have been trying to learn different techniques to paint water. I offered this painting to friends and family in exchange for a donation to a charity and was able to raise some money for Doctors Without Borders.

Frances Niles and Jan Parker

Frances Niles is doing very well. She is reviewing techniques, especially several new ones from "Watercolor Artist" magazine, sketching some floral ideas, and working on a portrait of Eliza, one of the great grandchildren. She read a memoir called "Hill Women" by Cassie Chambers primarily about women's struggles in the Appalachian region, which she highly recommends. She has also been baking cookies. Her daughter, Jan Parker, is stuck on an idea for what to paint, but is looking at photos for ideas, and reading notes from art classes. Also reading and spending more time with cooking. She planted an herb garden.

GWG Pandemic Paintings

Linda Laura

Painted a LOT. Got three new paintings sent off to TWS. And did not get picked AGAIN. :- (And so sulked for several days. Made a LOT of masks. I did pick up on a freebie two-color workshop with Laurie Goldstein-Warren. Interesting. I have never, I mean NEVER used Lamp Black. I had a 40 year old (at least!) tube of it buried in my box, so I drug it out. Like Ric Dentinger, she is a strong advocate of darks first. This is what we did, following her art and drawing. So... I am hanging around late last night watching The Creature from the Blue Lagoon and trying to think of how I might put Laurie's technique into my work. And there he was - staring right at me! This is Albert Finney as Scrooge. I had done this piece in art school about 1978. He was done in India ink on illustration board. I took this photo through the glass so there is some reflection. I'm not taking him out of the frame, he has been hanging around my living room for around 40 years. Might fall apart! What a strange strange world...I am trying to follow Marsha Reeves Jordan River tutorial. But thus far, I am just watching. I had planned to take paintings up to the Fredericksburg Art Guild show, but have not called to find out if it is still happening. So I have started a duck using Laurie's technique. I may have bit off too much. We'll see...



Jerry Snyder

These last several weeks I have finally gotten back into painting. Several YouTube videos helped get the creative juices flowing. I've "reproduced" some paintings I've admired by others and learned a few new techniques in the process. Finally I tackled something from a photo I took in Hawaii. You may use this if you want to. Keep painting!

GWG Pandemic Paintings

Marsha Pape

I have been feeling creatively-challenged since I seem not to be finding any inspiration lately. I tried painting a field of bluebonnets and FAILED MISERABLY! I have done some paint along from online (websites or YouTube), some journaling and checking out things online, even revisiting some of the artist websites I liked in the past. Several things I tried came from emails to which I had subscribed. Below is a sampling:

[Cindy Briggs Free demonstration video from Daniel Smith](#)

[Birgit O'Connor - This had the NWS show paintings and critique review. There was also a free demonstration.](#)

[Brenda Swenson Daniel Smith demo](#)

[Sandy Allnock Daniel Smith demo](#)

[Gay Kraeger YouTube demos](#)

[American Watercolor Weekly emails](#)

[Artist Network emails and resources](#)


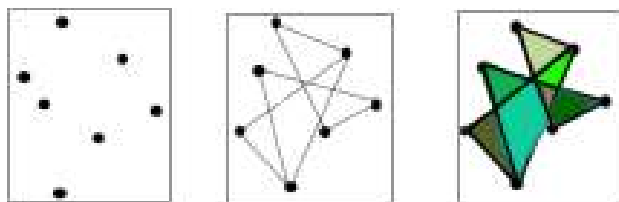
Daniel Smith [blogs \(some have demos\)](#) & [Artists that love Daniel Smith](#)



Summer Creativity Challenge

Color "Abstract" Painting

Do a color exercise to make a **green**, **orange** or **purple** "abstract" painting. Put down 7 dots. Connect the dots. Use two primary colors to make as many different shades of the color of your choosing to fill in all of the different spaces that you created.



Free Online Watercolor Resources

Please enjoy these resources that Megan and other GWG members have put together. You can access the tutorial or site by clicking on the hyperlinked text.

[Marsha Reeves Facebook Page: River Jordan Tutorial](#)

[Tom Lynch Watercolor YouTube Channel](#)

[Tom Lynch Watercolor Demonstration](#)

[The Mind of Watercolor YouTube Channel](#)

[Gary Tucker YouTube Channel](#)

[Art Painting Workshop YouTube Channel](#)

[Brynn CarrollARTIST YouTube Channel](#)

[Lynn D. Pratt YouTube Channel](#)

[J.Hunsung Watercolor Painting YouTube Channel](#)

[Paul Talbot-Greaves YouTube Channel](#)

[Jerry's Artarama Free Art Instruction](#)

[Artist in School YouTube Channel](#)

[Gustav Klimt: Life of an Artist](#)

[Trevor Waugh YouTube Channel](#)

[National Watercolor Society YouTube Channel](#)

[Anna Mason Art YouTube Channel](#)

[Liron Yanconsky YouTube Channel](#)

[Noelle Curtis Art YouTube Channel](#)

[Geoff Kersey YouTube Channel](#)

[Eudes Correia YouTube Channel](#)

[Watercolor Misfit YouTube Channel](#)

[Paul Apps Artist and Author YouTube Channel](#)

[Cafe Watercolor - Eric Yi Lin YouTube Channel](#)

[Watercolor Online with Michael Solovyev YouTube Channel](#)

[Joe Menza YouTube Channel](#)

[Lana Privitera YouTube Channel](#)

[James Gurney YouTube Channel](#)

[12 Historic Sites and Museums Virtual Visits](#)

[Paul Talbot-Greaves YouTube Channel](#)

2020 Donors



Town & Country Animal Hospital is a long time supporter of the Critter Award for the GWG Show. A local business here in Kerrville that has provided veterinary services to the community for over 30 years. They provide a wide range of checkup, diagnostic, and surgery services and they have a fantastic boarding facility.

To schedule an appointment with them, you can call 830-367-5316 or visit their website at tcah.vet



Jack Richeson and Company is an American art supply company based in Wisconsin. The company wholesales art supplies, organizes workshops and art classes, and has an art gallery. They provide a wonderful variety of art supplies through retailers across the US.

Visit their website at <https://products.richesonart.com/>



The Hill Country Arts Foundation and the Point Theatre are repeat donors for the GWG Show. GWG appreciates the support of another local arts group and is thankful for the continued support of the Point Theatre. The Point Theatre donated a season ticket as an award for the show.

Visit the Point Theatre at hcaf.com/theatre/

This show would not have been possible without all of the generous donors who provided support and donations. Please thank them and shop with them to show them our support!